

JINGLE BELL SCHOOL
SUMMER VACATION HOLIDAY HOMEWORK
CLASS -1
2025-2026

Dear Parents,
Warm greetings

For the past year we loved taking care of your children. With this period of time we have shared lots of learning with each other. They loved to come to school and have created lots of good memories. Now their summer vacations have started and we are sure they are going to spend a good time with you all.

Here are few tips which make their holidays more joyful and fruitful

- ❖ **Read the headlines of the newspaper daily**
- ❖ **Let your child be a helping hand in daily house hold work like folding the clothes, arranging the dining table, filling of water bottles, making beds etc**
- ❖ **Collect dry wrappers in one bag to make eco bricks**
- ❖ **Aware your child with local heritage places. Take them and discuss its importance, significance and what is our responsibility to save them**
- ❖ **Encourage your child for some yard duties like watering the plants, keeping the water and grains for birds. Talk about sensitivity towards the nature ,birds and animals**
- ❖ **Motivate your child to read one story book daily. Enjoy reading it together**
- ❖ **Share your experiences of summer holidays with them and tell them how you all used to enjoy when no mobiles and gadgets were there**
- ❖ **Go for a walk with your child post dinner and let them admire the beauty of nature under the twinkling stars**

As parents it's important to invest time with your child now. Today's investment will yield you a handsome bonus tomorrow. Don

Have a marvelous vacation with the little ones.

NOTE: Weekly holiday homework will be uploaded on the website. Please download it and let your child enjoy, learn and explore.

Regards

Priya

Priya Sharma
Principal

Date: _____

Jingle Bell School
Class -1
Worksheet

Name: _____

Class: _____

Reading Comprehension

Diya Gets Ready For School

Diya gets ready for school. First, she wakes up and gets out of bed. Then, she brushes her teeth and takes bath. After that, she eats breakfast. Next, she gets dressed. Finally, Diya goes to school. Her school is near to her house.

1) Who is getting ready for the school?

2) What does Diya do first?

3) Where is her school ?

Complete the sentences with is/ am /are

1. We _____ happy to meet you.
2. My friends _____ my family too.
3. She _____ very beautiful.
4. It _____ a pencil box.
5. Vijay and I _____ friends.
6. I _____ interested in playing cricket.
7. They _____ my family members.

Fill with a or an in each sentence.

1. _____ orange rolled off the table and hit the ground.
2. Do you think _____ elephant would make good pet?
3. Do you need _____ haircut?
4. We have _____ mango tree in our garden.
5. I am going to buy _____ pink jacket for me..
6. We have _____ big tree in front of our house.
7. _____ apple _____ day keeps the doctor away.
8. He is _____ teacher.

Frame sentences

Use he / his



Use she/her



Date: _____

Jingle Bell School
Class -1
Worksheet

Name: _____

Class: _____

Put capital letter and full stop

1. meena and seema are cousins

2. yesterday I went to company garden

3. my uncle is coming on this Sunday

4. his birthday is on 17th july

5. we celebrate christmas on 25th december

6. I study in jingle bell school

7. Our favourite subjects are math and hindi

8. My mother is a teacher

Date: _____

Jingle Bell School
Math Worksheet
Class-1

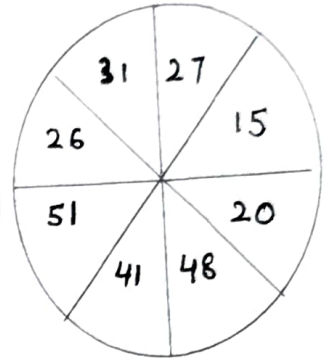
Name: _____

Class: _____

1. Number Wheel

• _____ is the biggest number in the wheel

• _____ is the smallest number in the wheel



• Arrange the numbers in ascending order

• Arrange the numbers in descending order

2. Fun with stars

• _____ strip has more stars

• _____ strip has less stars

• Strip A has _____ more stars than B


• Strip B has _____ less stars than A

• Add _____ stars in strip B to make it equals to strip A


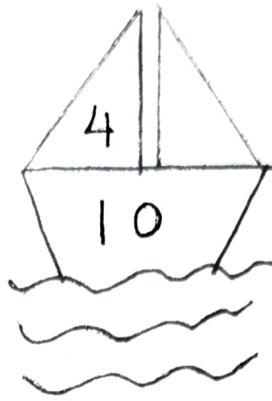
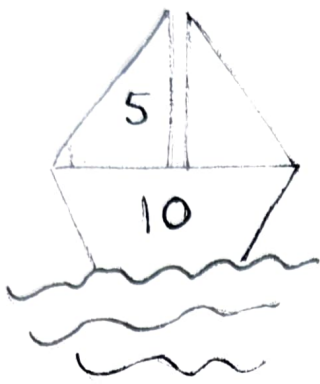
• Take out _____ stars in strip A to make it equals to strip B

A

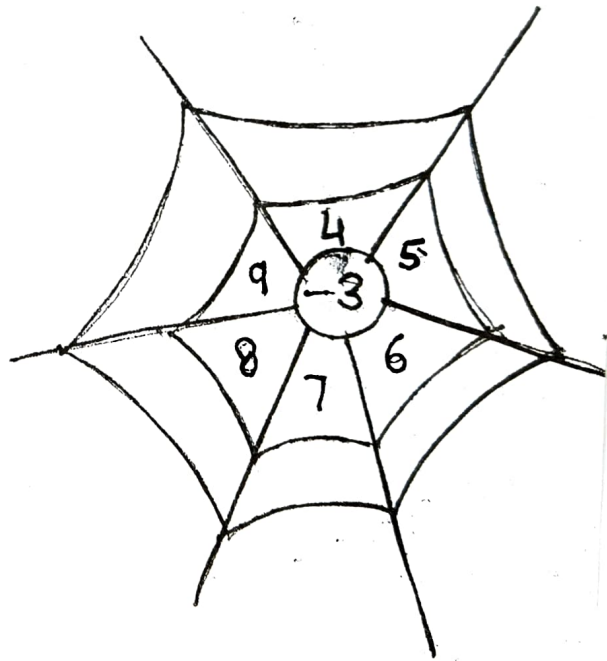
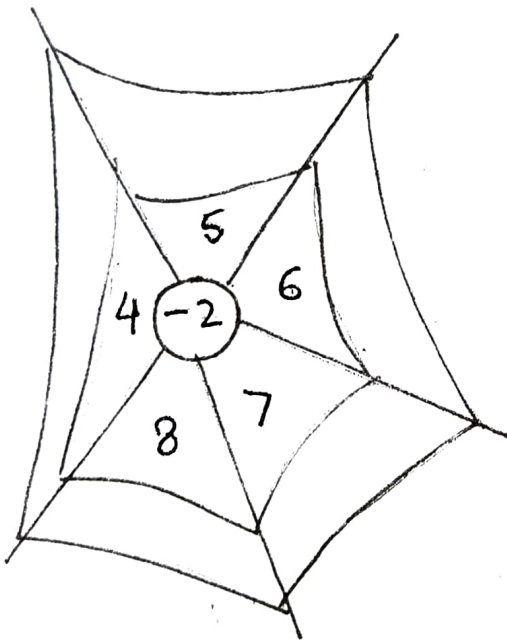
B



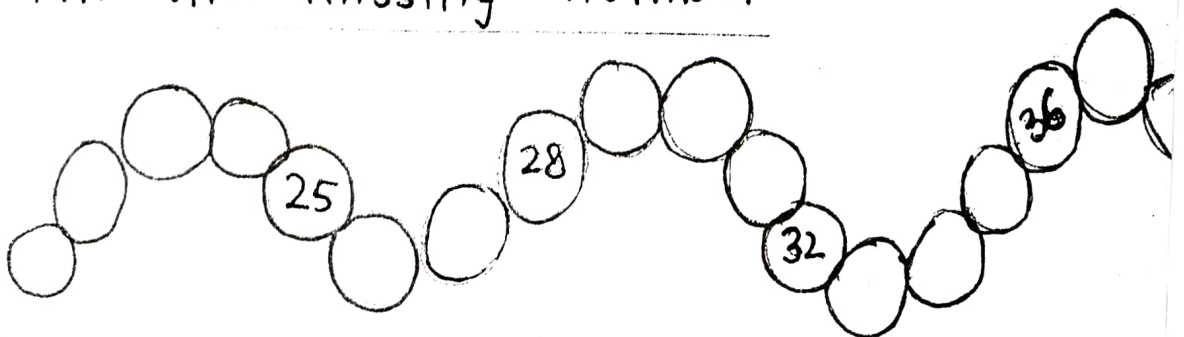
Write a number to make ten.



Subtraction



Fill the missing number



Date: _____

Jingle Bell School

Name: _____

Class -1

Class: _____

Worksheet

Statement Questions

27 birds were sitting on the tree. 5 birds flew away. How many birds are still on the tree?

I had 25 pencils. My mother gave me 18 more pencils. How many total pencils do I have now?

There were 27 flowers in the basket. If 7 flowers are white, how many red flowers are there?



--	--	--

Arranging numbers.

Arrange the following numbers in ascending order.

1. 17, 75, 19, 28

2. 40, 54, 24, 83

3. 84, 66, 92, 100

4. 48, 87, 12, 21

5. 81, 55, 90, 27

6. 73, 51, 91, 09

Arrange the following numbers in descending order.

1. 63, 85, 17, 99

2. 30, 34, 82, 53

3. 14, 43, 22, 75

4. 53, 97, 62, 98

5. 69, 48, 91, 72


6. 27, 63, 81, 40



मेरा घर

चित्र में रंग भरों।

बड़ा	सुंदर	अच्छा
कमरे	रंग	
दीवार	पौधे	दरवाजे
खिड़की	आँगन	



दिए गए शब्दों से १० वाक्य बनाइये।

१. _____
२. _____
३. _____
४. _____
५. _____
६. _____
७. _____
८. _____
९. _____
१०. _____

नाम _____

कक्षा - पहली

प्यासा कौआ

घड़ा , पानी, कौआ, कंकड़, खुश


एक बहुत प्यासा (1) _____ था। उसे एक (2)

_____ दिखाई दिया। घड़े में (3) _____ बहुत कम

था। कौए ने उसमें छोटे-छोटे (4) _____ डाले। पानी ऊपर

आ गया। कौआ पानी पीकर (5) _____ हो गया।

चित्र में रंग भरो।



JINGLE BELL SCHOOL
SUMMER VACATION HOMEWORK
CLASS-1
2025-2026

WEEK-1 (11th May to 17th May, 2026)

PHYSICAL ACTIVITIES:

- Do stretching and warm up for 5 minutes
- Balance on one foot

LANGUAGE ACTIVITIES:

- Make a list of things which are made up of wood at your home
- Revise all the opposites learnt in class 1, cut the marriage cards into squares and make your own opposite card game
- Revise these spellings - favourite, friends, field trip, cluster, activity, center, arrange, tie, enjoy, campus

MATHEMATICAL ACTIVITIES:

- Learn the tables of 2, 3 and 5
- Count the pair of shoes, socks and gloves you have

CRAFT:

- Make a bookmark from old marriage card and use waste material to decorate

ENVIRONMENTAL ACTIVITIES:

- Switch off fans and lights of your room from 6 p.m. to 7 p.m. and spend time on the terrace by playing games with your family members

HELP AT HOME:

- Clean the water bottles, fill them and keep them in refrigerator
- Make lemon water with the help of your mother and serve everyone at home

EXPERIMENT:

- Do the colour changing experiment by using turmeric and detergent powder, which you all have done in Activity Center

WEEK-2 (18th May to 24th May,2026)

PHYSICAL ACTIVITIES:

- Do 15 minutes of jogging daily
- Do any four forms of YOGA of your choice

LANGUAGE ACTIVITIES:

- Collect the marriage cards of different colours and make a colour chart on an old write-up paper
- Practice and speak this tongue twister 5 times continuously –“ I scream , you scream and we all scream for the ice cream”
- Revise the spellings – chop, peel, garnish, grate, boil, mix, sauté, ladle, wok, leave

MATHEMATICAL ACTIVITIES:

- Make me 18
Colour the pair of numbers which makes 18 (use one colour to show one pair)

5	6	8	9	12	11	16
4	5	9	4	10	5	3
11	5	13	6	5	12	6
7	5	7	10	7	6	8
6	7	6	8	9	4	7

Painting:

- Make any painting of your choice using ear buds

CRAFT:

- Make an origami fish. Use the link given below
<https://www.youtube.com/shorts/l8equFkBy3A>

ENVIRONMENTAL ACTIVITIES:

- Use an old bottle and do the plantation
- Give water to plants everyday and observe the changes

HELP AT HOME:

- Wash the vegetables and fruits used in the kitchen
- Polish the shoes at home

EXPERIMENT:

- Do the floating and sinking experiment which you all have done in Activity Center

WEEK-3 (25th May to 31st May,2026)

PHYSICAL ACTIVITIES:

- Do meditation for 2 minutes and chant OM three times
- Play badminton and hopscotch everyday

LANGUAGE ACTIVITIES:

- Play word antakshari with your family members
- **Summer Word Search**

S	J	C	A	M	P	M	C
W	G	L	A	M	C	H	M
I	J	M	M	P	Y	Y	Z
M	V	K	B	E	R	M	S
S	U	M	M	E	R	M	S
M	H	O	T	E	B	H	U
K	O	I	G	U	F	U	N
W	A	T	E	R	O	Q	E

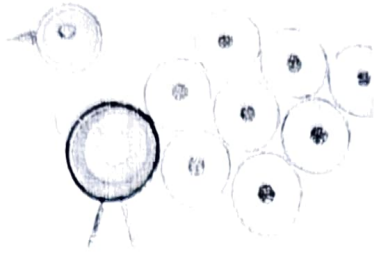
- Revise the spellings – water, colour, plants, trees, branch, twigs ,leaves, rainbow, fruits, vegetables

MATHEMATICAL ACTIVITIES:

- Find out the height of the family members and observe who is tallest and shortest
- Take the calendar of May and mark the dates of all Sundays , find the difference between first two dates

Painting:

- Make a peacock from Bangle Art



CRAFT:

- Make different shapes using ice cream sticks, use the link given below
<https://youtube.com/shorts/E0T0kb6V2yI?si=x32Dnk8T5oV56f6b>

ENVIRONMENTAL ACTIVITIES:

- Give water to the street dogs in an old container
- Segregate the garbage by following the zero-garbage program and make a compost pit

HELP AT HOME:

- Help your mother in folding the clothes and arrange your clothes in the cupboard
- Make fruit chaat and serve everyone at home

EXPERIMENT:

- Keep one wooden and one steel utensil in the sunlight for 5 hours, touch and find the difference between them
- Take a cup of water and add 4-5 drops of oil now observe what happens. Stir and then again observe it

WEEK-4 (1st June to 7th June,2026)

PHYSICAL ACTIVITIES:

- Do skipping for 10-15 minutes daily
- Do bicycling in morning and evening

LANGUAGE ACTIVITIES:

• Roll and Read

Roll a dice and read as per the number comes in a dice

- Read in a kid's voice if one comes in a dice
- Read in a whisper's voice if two comes in a dice
- Read in a singing voice if three comes in a dice
- Read silently if four comes in a dice
- Read loudly if five comes in a dice
- Read with expressions if six comes in a dice

• Solve the riddles

What has
two hands
and a face
but no arms
and legs?

What are two
things that
people never
eat in the
breakfast?

What has a
head and a
tail, but no
body?

- Revise these spellings - school, because, parents, children, uncle, aunt, principal, teacher, project, beautiful

MATHEMATICAL ACTIVITIES:

- Measure the length of your study table by using your handspan
- Make different shapes and patterns using matchsticks

CRAFT:

- Learn to make different objects from numbers by seeing the link below
<https://youtube/dH5dVbL8SzQ>

ENVIRONMENTAL ACTIVITIES:

- Visit Shaheed Uddhyan with your parents and find out the fruits bearing trees
- Take leaves, twigs, feathers and make shapes of animals and birds

HELP AT HOME:

- Do the dusting of tables, chairs and beds
- Help your father in the vehicle washing

EXPERIMENT:

- Make your own rainbow with gems and water